

3M 8212/8512

Respirator

N95 Particulate

*3M recommended for welding, brazing,
metal pouring and cutting*

User Instructions

*(Keep these instructions
for reference)*



38-9017-2683-6



⚠ WARNING

This respirator helps protect against certain particles. **Misuse may result in sickness or death.** For proper use, see supervisor, or *User Instructions*, or call 3M in U.S.A., 1-800-247-3941. In Canada, call Technical Service at 1-800-267-4414.

IMPORTANT

Before use, the wearer must read and understand these *User Instructions*. Keep these instructions for reference.

Use For

Solids such as those from processing minerals, coal, iron ore, flour, and certain other substances. Liquid or non-oil based particles from sprays that do not also emit oil aerosols or vapors. Metal fumes produced from welding, brazing, cutting and other operations involving heating of metals.

Do Not Use For

Gases and vapors, including those present in paint spraying operations, oil aerosols, asbestos or sandblasting. This respirator does not supply oxygen.

Use Instructions

1. Failure to follow all instructions and limitations on the use of this respirator and/or failure to wear this respirator during all times of exposure can reduce respirator effectiveness and may result in sickness or death.
2. Before occupational use of this respirator a written respiratory protection program must be implemented meeting all the requirements of OSHA 29 CFR 1910.134 such as training and fit testing and applicable OSHA substance specific standards. In Canada, CSA standard Z94.4-93 requirements must be met.
3. The particles which can be dangerous to your health include those so small you cannot see them.
4. Leave the contaminated area immediately and contact supervisor if dizziness, irritation, or other distress occurs.
5. Store the respirator away from contaminated areas when not in use.
6. Dispose of used product in accordance with applicable regulations.

Use Limitations

1. This respirator does not supply oxygen. Do not use in atmospheres containing less than 19.5% oxygen.
2. Do not use when concentrations of contaminants are immediately dangerous to life and health, are unknown or when concentrations exceed 10 times the permissible exposure limit (PEL) or according to specific OSHA standards or applicable government regulations, whichever is lower.
3. Do not alter, abuse or misuse this respirator.
4. Do not use with beards or other facial hair or other conditions that prevent a good seal between the face and the sealing surface of the respirator.

Time Use Limitation

If respirator becomes damaged, soiled, or breathing becomes difficult, leave the contaminated area immediately and replace the respirator.

Fitting Instructions

must be followed each time respirator is worn.



Fig. 1



Fig. 2

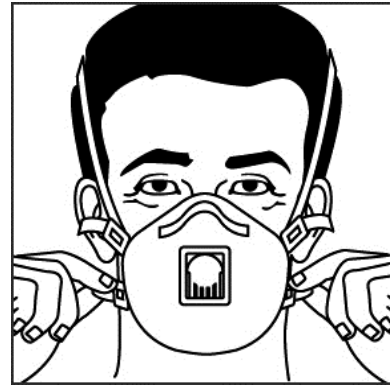


Fig. 3a



Fig. 3b

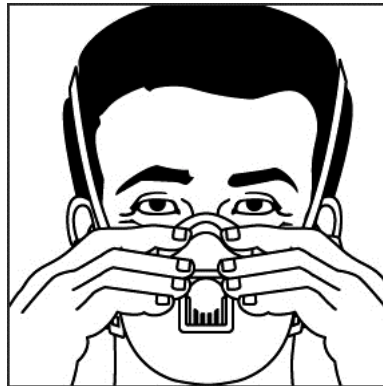


Fig. 4




Fig. 5

1. Thread the top elastic strap through the top buckle. Repeat for the bottom elastic strap. Place the bottom elastic strap around the head, just below the ears. Untwist the strap.
2. Pull the top strap over your head, resting it above the ears at the top back of your head. Untwist the strap.
3. Adjust the strap tension by pulling the straps as shown (3a). Strap tension may be decreased without removing respirator from the head by pushing out on the back of the buckle (3b).
4. Place your fingertips from both hands at the top of the metal nosepiece. Using two hands, mold the nose area to the shape of your nose by pushing inward while moving your fingertips down both sides of the nosepiece.

▲ Pinching the nosepiece using one hand may result in improper fit and less effective respirator performance. Use two hands.

- Perform a User Seal Check prior to each wearing. To check the respirator-to-face seal, cover the front of the respirator completely with both hands, being careful not to disturb the position of the respirator. Inhale sharply. A negative pressure should be felt inside the respirator. If any leakage is detected, readjust the position of the respirator according to Steps #3 and #4.


If you CANNOT achieve a proper seal DO NOT enter the contaminated area. See your supervisor.

Removal Instructions


See step 3b of *Fitting Instructions* and decrease strap tension as described. Cup respirator in hand to maintain position on face and pull bottom strap over head. Still holding respirator in position, pull top strap over head and remove respirator.

NIOSH Approved: N95

At least 95% filtration efficiency against solid and liquid aerosols that do not contain oil.



3M
ST. PAUL, MN, USA
1-800-243-4630



THIS RESPIRATOR IS APPROVED ONLY IN THE FOLLOWING CONFIGURATION:

TC-	Protection ¹	Respirator				Cautions and Limitations ²
		8212	8214	8512	8514	
84A-0454	N95	X	X	X	X	ABCJMNOP

1. PROTECTION

N95 - Particulate Filter (95% filter efficiency level) effective against particulate aerosols free of oil; time use restrictions may apply.

2. CAUTIONS AND LIMITATIONS

A - Not for use in atmospheres containing less than 19.5 percent oxygen.
 B - Not for use in atmospheres immediately dangerous to life or health.
 C - Do not exceed maximum use concentrations established by regulatory standards.
 J - Failure to properly use and maintain this product could result in injury or death.
 M - All approved respirators shall be selected, fitted, used, and maintained in accordance with MSHA, OSHA, and other applicable regulations.
 N - Never substitute, modify, add, or omit parts. Use only exact replacement parts in the configuration as specified by the manufacturer.
 O - Refer to users instructions, and/or maintenance manuals for information on use and maintenance of these respirators.
 P - NIOSH does not evaluate respirators for use as surgical masks.

This respirator contains no components made from natural rubber latex.

FOR MORE INFORMATION and assistance on 3M occupational health and environmental safety products, contact your local 3M representative or call 3M OH&ESD Technical Service toll free in U.S.A., 1-800-243-4630. In Canada, call Technical Service at 1-800-267-4414.

**Exported by/ Exporté par/
 Exportado por:
 3M Occupational Health and
 Environmental Safety Division
 3M Center, Building 235-2W-70
 P.O. Box 33010
 St. Paul, MN 55133-3010
 Made in U.S.A.**

Distributed by:



(888) 933-0100

©3M 2000

38-9017-2683-6