




Filtera
12999 Murphy Road, Suite I-1
Stafford, Texas 77477-3948

281.933.1100 Phone
888.933.0100 Toll Free Phone
281.933.1159 Fax

www.Filtera.com
info@Filtera.com



EZ-Pleat™ Pleated Air Filter, MERV 8

**Now Using 100% Synthetic, Electrostatically Charged,
Intrepid® Filtration Media from Kimberly Clark.**

Intrepid is a registered trademark of Kimberly-Clark Worldwide, Inc. ©2003 KCWW

PRINCIPLES

EZ-Pleat filters operate on a principle of filtration that utilizes controlled pleat spacing and alignment. Air pressure is diffused over the entire pleated filter surface. Heavier dirt particles carried by their own inertia, are lodged in the back of the pleats. Finer and microscopic particles are able to change direction and are deposited on the sides of the pleats. The accumulating particulate matter functions as an additional filtration medium. Controlled pleat spacing and alignment allows for uniform dust loading and full media utilization as well as uniform airflow both upstream and downstream.

BENEFITS

EZ-Pleat filters offer four major user benefits: 1). Catches and holds more pollens, dust, dirt, etc. than standard pads or panel type HVAC filters creating a healthier IAQ environment; 2). Medium efficiency filtration protects expensive HVAC equipment from the effect of dirty air and helps reduce costly building maintenance; 3). Extends the life of more expensive secondary filters (RIGID CELLS, HEPAS, VAV'S, BAGS, etc.) 4). Up to four times the life of standard pads or panel type filters thereby drastically reduces material and maintenance labor costs.

APPLICATIONS

EZ-Pleat extended surface filters are designed for long service life and reduced HVAC air handling equipment maintenance costs through higher filter efficiencies. EZ-Pleat filters are interchangeable without modification in most central air handling systems, built up filter banks, or side access filter housings.

MEDIA

EZ-Pleat filters are made with Intrepid filtration media from Kimberly Clark: this high performance media is 100% synthetic, electrostatically charged, and thermally bonded with no chemical binders. In order to achieve a MERV 8 rating in all depths, our standard one-inch filters have 16 pleats per linear foot; our two-inch filters have 10 pleats per linear foot; and our four-inch filters have 8 pleats per linear foot. The media is bonded to a 30 gauge galvanized, corrosion resistant, expanded metal support grid with an effective open area of 96%. The media is pleated to maximize surface area and dust holding and minimize airflow resistance.

FRAME CONSTRUCTION

EZ-Pleat filters are enclosed in heavy duty, high wet strength, moisture resistant beverage board frames. Filter frames utilize diagonal support bars as integral parts of the frame. Each support bar and all inside surfaces are bonded to the media pack insuring proper pleat spacing, stability and retention as well as eliminating the possibility of air by-pass through the filter. When assembled, the two mating sections of the frame overlap one another to provide a double thick wall.

UL CLASSIFICATION

EZ-Pleat filters are rated by Underwriters Laboratories as UL CLASS 2 and have a maximum temperature rating of 180 degrees Fahrenheit.

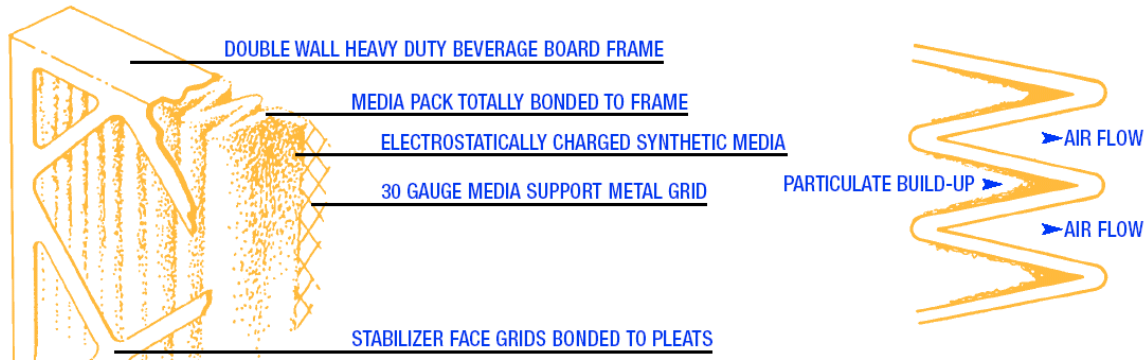
Prices and specifications are subject to change without notice. All sales are made subject to the terms and conditions contained in the Filtera, Statement of Business Policy, as revised from time to time, a current copy of which is available upon request.

Additional Information
Filtera's EZ-Pleat™ Pleated Filter, MERV 8

EZ-Pleat, MERV 8 (1-Inch with 16 pleats per foot)				
Nominal Size	Actual Size	Rated CFM	Initial Resistance	Media Sq. Ft.
10x10x1	9.44x9.44x.75	205	0.15	1.4
10x20x1	9.5x19.5x.75	410	0.15	3
10x25x1	9.5x24.5x.75	512	0.15	3.8
12x12x1	11.75x11.75x.75	295	0.15	2
12x20x1	11.5x19.5x.75	492	0.15	3.6
12x24x1	11.75x23.75x.75	590	0.15	4.3
12x25x1	11.5x24.5x.75	619	0.15	4.4
14x20x1	13.5x19.5x.75	575	0.15	4.1
14x25x1	13.5x24.5x.75	718	0.15	5.2
15x20x1	14.5x19.5x.75	615	0.15	4.4
15x25x1	14.5x24.5x.75	811	0.15	5.6
16x20x1	15.5x19.5x.75	654	0.15	4.7
16x24x1	15.5x23.5x.75	787	0.15	5.8
16x25x1	15.5x24.5x.75	836	0.15	5.9
18x24x1	17.5x23.5x.75	885	0.15	6.4
18x25x1	17.5x24.5x.75	934	0.15	6.7
20x20x1	19.5x19.5x.75	836	0.15	5.9
20x24x1	19.5x23.5x.75	983	0.15	7.1
20x25x1	19.5x24.5x.75	1032	0.15	7.4
20x30x1	19.5x29.5x.75	1229	0.15	9
24x24x1	23.75x23.75x.75	1180	0.15	8.5
24x30x1	23.5x29.5x.75	1475	0.15	8.8
25x25x1	24.5x24.5x.75	1278	0.15	9.2


EZ-Pleat, MERV 8 (2-Inch with 10 pleats per foot)				
Nominal Size	Actual Size	Rated CFM	Initial Resistance	Media Sq. Ft.
10x20x2	9.5x19.5x1.75	688	0.277	4
12x24x2	11.5x23.5x1.75	983	0.277	6
14x20x2	13.5x19.5x1.75	959	0.277	6
14x25x2	13.5x24.5x1.75	1195	0.277	7.5
15x20x2	14.5x19.5x1.75	1023	0.277	6.5
16x16x2	15.5x15.5x1.75	910	0.277	5.2
16x20x2	15.5x19.5x1.75	1082	0.277	6.5
16x24x2	15.5x23.5x1.75	1311	0.277	8.6
16x25x2	15.5x24.5x1.75	1377	0.277	8.1
18x18x2	17.5x17.5x1.75	1106	0.277	7.3
18x24x2	17.5x23.5x1.75	1475	0.277	9
18x25x2	17.5x24.5x1.75	1524	0.277	9.4
20x20x2	19.5x19.5x1.75	1377	0.277	8.5
20x24x2	19.5x23.5x1.75	1637	0.277	10.2
20x25x2	19.5x24.5x1.75	1721	0.277	10.6
20x30x2	19.5x29.5x1.75	2048	0.277	13.5
24x24x2	23.375x23.375x1.75	1937	0.277	12
25x25x2	24.5x24.5x1.75	2124	0.277	13.1

EZ-Pleat, MERV 8 (4-Inch with 8 pleats per foot)				
Nominal Size	Actual Size	Rated CFM	Initial Resistance	Media Sq. Ft.
12x24x4	11.375x23.375x3.5	983	0.231	9.5
16x20x4	15.5x19.5x3.5	1082	0.231	10.5
16x25x4	15.5x24.5x3.5	1377	0.231	13.6
18x24x4	17.5x23.5x3.5	1475	0.231	14.2
20x20x4	19.5x19.5x3.5	1377	0.231	12.8
20x24x4	19.5x23.5x3.5	1622	0.231	15.4
20x25x4	19.5x24.5x3.5	1721	0.231	16
24x24x4	23.375x23.375x3.5	1967	0.231	18.9
28x30x4	27.75x29.75x3.5	2852	0.231	28.1



SUGGESTED SPECIFICATIONS

Air filters shall be pleated media type. The filter media shall consist of 100% synthetic electrostatically charged thermally bonded fibers with no chemical binders. The media shall be continuously bonded to a 30 gauge galvanized, corrosion resistant, expanded metal support grid with an effective open area of 96%. The media shall be pleated to maximize surface area and dust holding and minimize airflow resistance. The enclosure frames shall be constructed of high wet strength moisture resistant beverage board. Diagonal support members of the frame are to be bonded to the air entering and exit apexes of each pleat to prevent pleat collapse and filter bowing. The inside periphery of the enclosing frame shall be completely bonded to the outer edges of the filter media to prevent dust bypass. The air filters shall be listed and rated by Underwriters Laboratory as UL Class 2 and shall have a maximum temperature rating of 180 degrees Fahrenheit. Filters shall be tested according to ASHRAE test method 52.1-92 at 300 FPM for 24x24x1 filters and 500 FPM for 24x24x2 and 24x24x4 filters at a final pressure drop of 1" water gauge. Optionally, filters shall be tested in accordance with ASHRAE 52.2 test method for a MERV rating at the mandated airflow and final pressure drop.



Cross section of INTREPID® Media showing the gradient density structure.

POWERED BY



Kimberly-Clark
 Filtration Products

INTREPID is a registered trademark of Kimberly-Clark Worldwide, Inc. ©2003 KCWW.